

## STUDENT FEEDBACK REPORT

The IQAC of the institution designs and collects feedback from the students to monitor and evaluate teaching – learning process. The feedback collected is analyzed and appropriate action is taken. Feedback is collected from students and parents. The main objective of the feedback was to create a unique and useful student feedback system with exceptional quality and services that differentiates it from other system.

The feedback from the students is obtained at the end of the semester. The questionnaire is designed to measure candidate’s perception about academic coursework, seminar or fieldwork classes, teaching experience and overall college functioning. The regular students are considered to give feedback.

Feedback analysis is made by IQAC, Vice Principal and Coordinator of Shift II and a detailed evaluative report is generated and submitted to the Principal. Based on the feedback, follow up action is taken and corrective measures are carried out if required for future improvement and encouragement. Evaluation is used for improving the quality of the teaching-learning process. The teachers get to know their strengths, shortcomings and areas for improvement.

For the academic year 2019-20, the total number of students including Shift-I and Shift -II is 2176. The survey was conducted among 50% of the student strength in both the shifts. 750 students inclusive of 60 students from the PG departments and 690 students from all the 10 major departments participated in the survey. Similarly, 250 students in Shift-II took part in this survey.

| DEPARTMENT WISE DISTRIBUTION OF SAMPLES |                      |        |                      |                       |             |
|---|----------------------|--------|----------------------|-----------------------|-------------|
| S.No                                    | Department           | Sample | S.No                 | Department            | Sample      |
| <b>SHIFT-I UG</b>                       |                      |        | <b>SHIFT-II UG</b>   |                       |             |
| 01.                                     | B.Com (Gen)          | 100    | 11.                  | B.Com (Gen)           | 100         |
| 02.                                     | B.Com (C.S)          | 100    | 12.                  | B. Com (A&F)          | 60          |
| 03.                                     | B.Com (CA)           | 100    | 13.                  | BBA                   | 45          |
| 04.                                     | BBA                  | 100    | 14.                  | BCA                   | 45          |
| 05.                                     | Computer Science     | 90     | <b>POST GRADUATE</b> |                       |             |
| 06.                                     | Biochemistry         | 45     | 15.                  | MBA                   | 30          |
| 07.                                     | Microbiology         | 45     | 16.                  | M.Sc &M.Phil. Biochem | 10          |
| 08.                                     | Visual Communication | 30     | 17.                  | M.Sc.& M.Phil. Micro  | 10          |
| 09.                                     | BA English           | 50     | 18.                  | MCA                   | 10          |
| 10.                                     | Hotel Management     | 30     |                      | <b>TOTAL</b>          | <b>1000</b> |

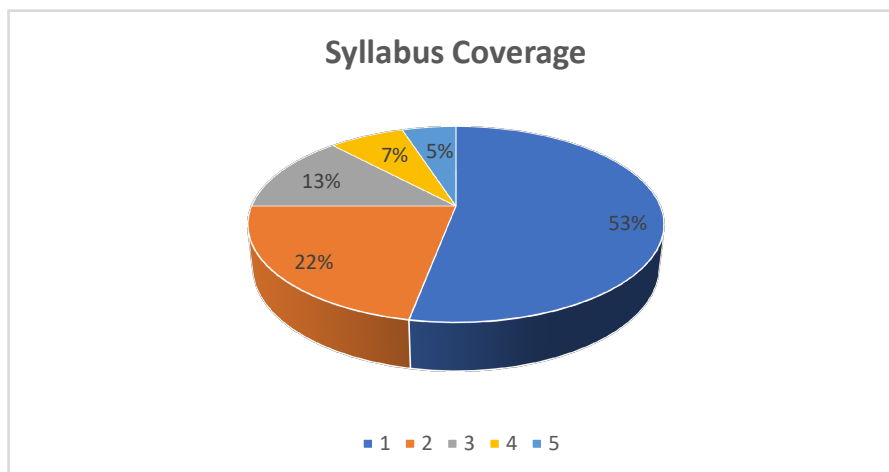
The criteria for evaluating staff members in the survey

1. *Syllabus Coverage*
2. *Approachability in Problem Solving*
3. *Communication Skills*
4. *Punctuality and Regularity*
5. *Teaching Methodology*

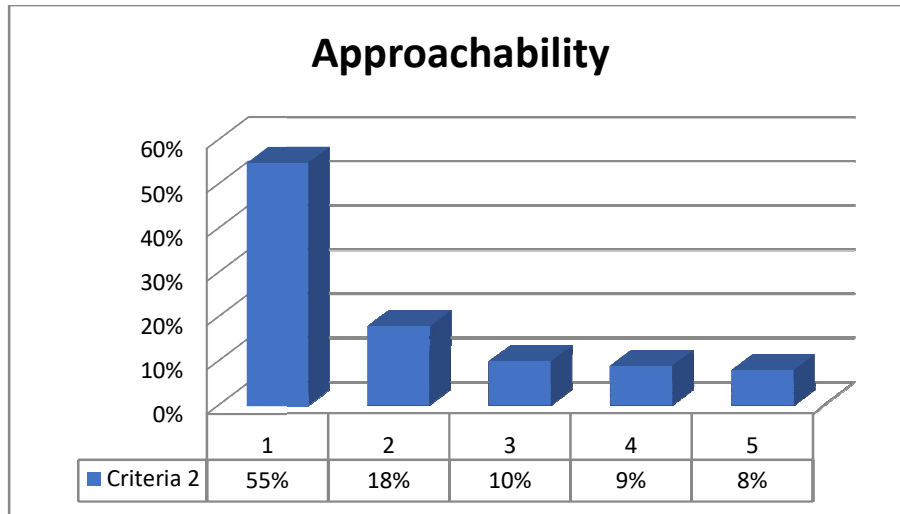
| PERCENTAGE ANALYSIS OF THE CRITERIA |           |           |      |      |                |         |
|-------------------------------------|-----------|-----------|------|------|----------------|---------|
|                                     | Excellent | Very Good | Good | Fair | To be Improved | Total % |
| Criteria 1                          | 53%       | 22%       | 13%  | 7%   | 5%             | 100%    |
| Criteria 2                          | 55%       | 18%       | 10%  | 9%   | 8%             | 100%    |
| Criteria 3                          | 69%       | 23%       | 4%   | 3%   | 1%             | 100%    |
| Criteria 4                          | 90%       | 7%        | 2%   | 1%   | 0%             | 100%    |
| Criteria 5                          | 57%       | 30%       | 11%  | 2%   | 0%             | 100%    |

From the above analysis it is found that,

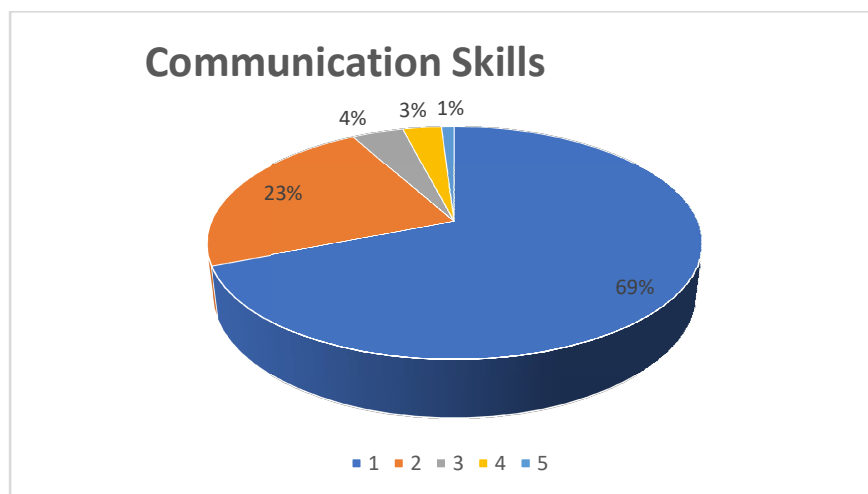
Criteria 1, *Syllabus Coverage*, 53% of the students had remarked '*Excellent*'. While 22% of the total responses indicated '*Very Good*', 13% and 7% of the responses pointed out '*good*' and '*fair*' respectively. 7% of the responses had remarked '*Improvement required*'.



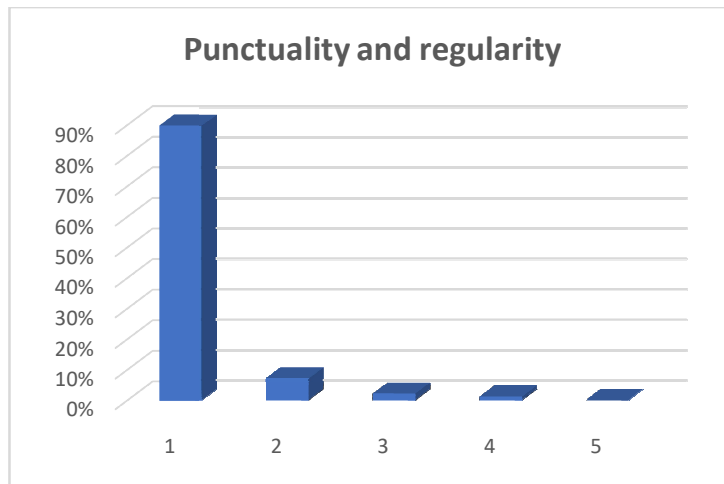
Criteria 2, Approachability in problem solving also had mixed responses from the students, as 55% commented it as ‘*excellent*’, 18% - *Very Good* and 10% as *good*. While 9% of the students had chosen ‘*fair*’, 8% have felt the need for ‘*improvement required*’.



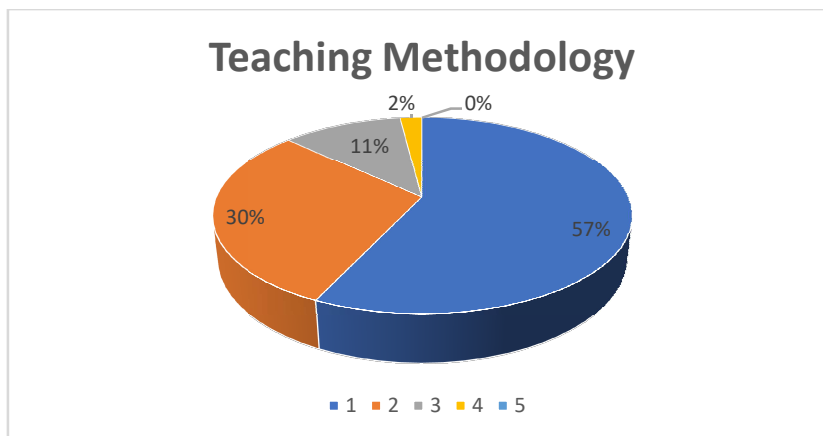
69% and 23% of the students have appraised Criteria 3, denoting the communication skills of the teachers by choosing ‘*excellent*’ & ‘*very good*’, respectively. While, 4% of the students have indicated ‘*good*’, 3% responses mention ‘*fair*’ communication skills. Only 1% of the total responses indicate the need for improvement.



Criteria 4, Punctuality and regularity had 90% of the responses indicating 'excellent' and 7% - 'very good'. Merely, 2% and 1% of the students observed it to be 'good' and 'fair' respectively.



Criteria 5 on Teaching Methodology had witnessed 57% of the students lauding their teacher's methodology to be excellent, and 30% of the responses indicated 'very good'. 11% and 2% of the responses indicated 'good' and 'fair' attempts respectively, by the teachers in their methodology. It is to be noted that both Criteria 4 and 5 did not receive any negative remarks from the students.



## OUTCOME

The feedback obtained from the survey undertaken was positive and encouraging as the results reflected the strenuous efforts taken by the teachers in course of the academic year. In view of the suggestions put forth by the students, the grievance redressal cell and IQAC, under the guidance of Principal, assured to take remedial measures and corrective actions to meet out the suggestions made by the students.