



Asan Memorial College of Arts & Science

(Affiliated to University of Madras)

Velachery – Tambaram Road, Jalladianpet, Chennai – 600 100.

Website : www.amcas.in | Email : info.amcas@asaneducation.com

INTERNAL QUALITY ASSURANCE CELL STUDENT FEEDBACK REPORT ACADEMIC YEAR 2022 – 2023

The College's Internal Quality Assurance Cell (IQAC) requested written feedback from students regarding the teaching and learning processes. Appropriate actions have been taken based on this review, which gathered input from teachers, parents, and students alike. The primary aim of this review is to establish an exceptional feedback system with outstanding quality and services that set it apart from other systems.

Student feedback is collected at the conclusion of each semester through a questionnaire designed to assess the quality of coursework and performance relevant to their field and the overall functioning of the college. Additionally, feedback from alumni who were once regular students is also obtained.

The IQAC constructs a feedback analysis and attribute report, which is then submitted to the Principal. Improvements are implemented based on this feedback to enhance the educational experience for future improvements.

For the academic year 2022-23, the total student population, including both Shift-I (1613) and Shift-II (528), amounted to 2140 students. The survey was conducted among 50% of the students in both shifts, with 1070 students participating, including 108 from the postgraduate courses and 698 from the 10 major departments. Similarly, 264 students from four departments in Shift-II participated in this survey.

Table 1
Total Number of Samples
(Department Wise)

SHIFT - I

UG

Department	No. of students
B.Com (Gen)	105
B.Com (C.S)	104
B.Com (CA)	105
BBA	103
Computer Science	74
Microbiology	46
Biochemistry	43
Visual Communication	49
English	43
Hotel Manangement	26
Total	698

PG

Department	No. of students
MBA	54
MCA	24
M.sc. Microbiology	21
M.Sc. Biochemistry	9
Total	108

SHIFT - II

UG

Department	No. of students
B.Com (Gen)	92
B.Com (AF)	42
BBA	58
BCA	72
Total	264

The criteria for evaluating staff members in the survey questionnaire included

1. Syllabus coverage
2. Approachability in Problem Solving
3. Communication Skills
4. Punctuation and Regularity
5. Teaching Methodology

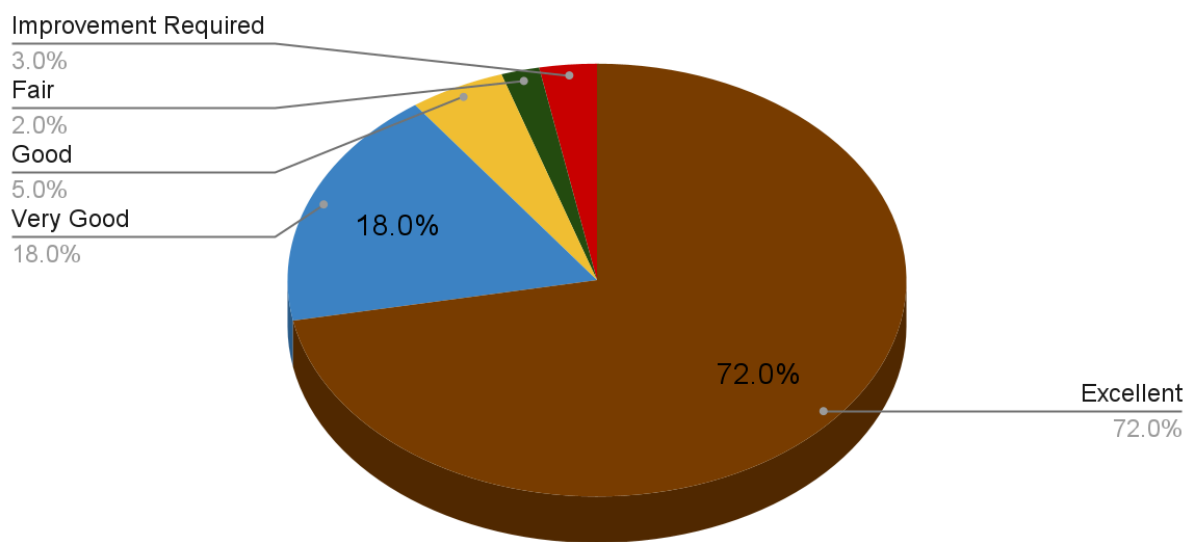
Table 2
Percentage Analysis of the Criteria

	Excellent	Very Good	Good	Fair	Improvement Required	Total %
Criteria 1	72%	18%	5%	2%	3%	100%
Criteria 2	56%	15%	19%	5%	5%	100%
Criteria 3	59%	21%	7%	8%	5%	100%
Criteria 4	85%	3%	2%	9%	1%	100%
Criteria 5	58%	10%	16%	12%	4%	100%

From the above Analysis it is found that,

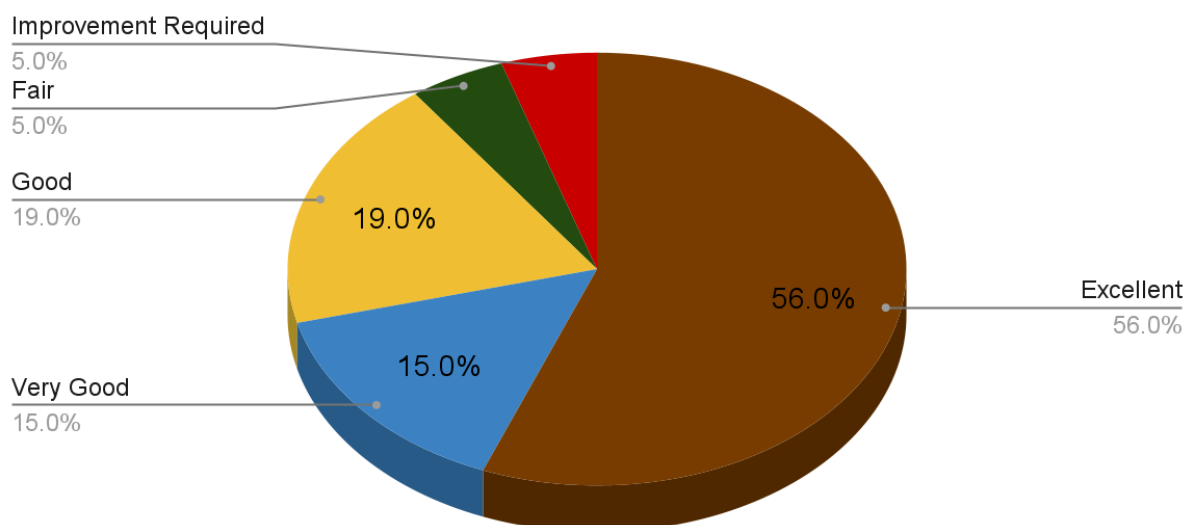
- ❖ **Criteria 1, Syllabus Coverage**, 72% of students remarked 'Excellent', While 18% of the total responses indicated 'Very Good', 5% and 2% of the responses pointed out 'Good' and 'Fair' respectively. 3% of the responses remarked 'Improvement Required'.

Syllabus Coverage



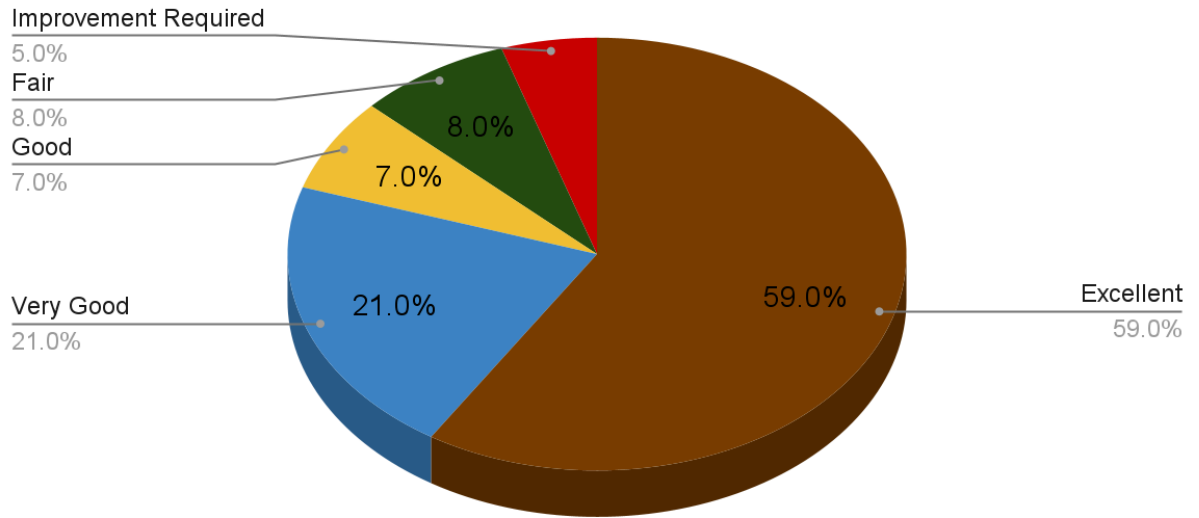
- ❖ **Criteria 2, Approachability in Problem Solving**, 56% of students remarked 'Excellent', While 15% of the total responses indicated 'Very Good', 19% and 5% of the responses pointed out 'Good' and 'Fair' respectively. 5% of the responses remarked 'Improvement Required'.

Approachability in Problem Solving



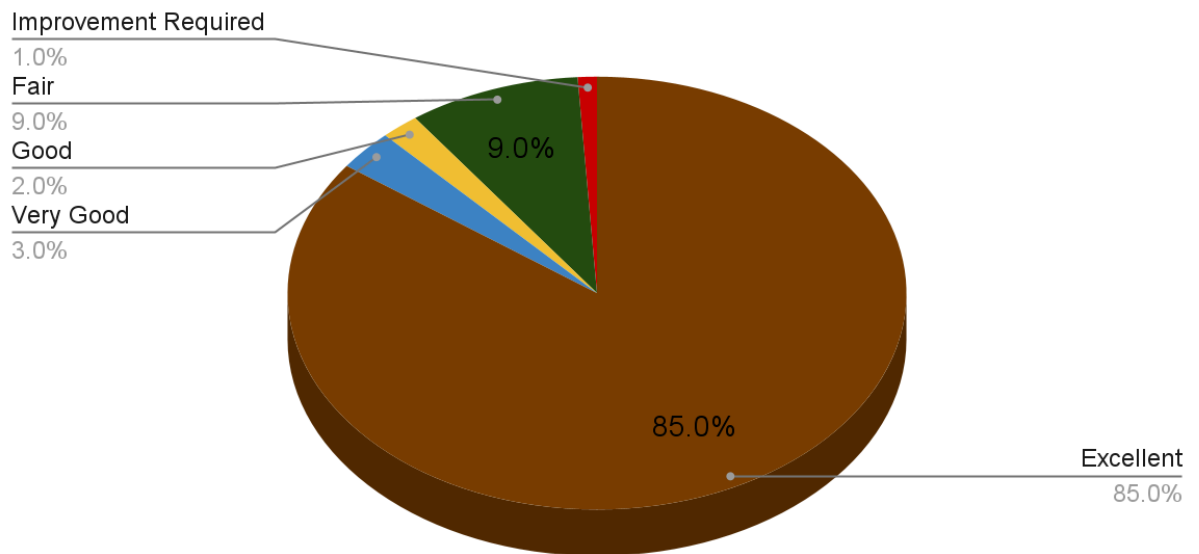
- ❖ **Criteria 3, Communication Skills**, 59% of students remarked **‘Excellent’**, While 21% of the total responses indicated **‘Very Good’**, 7% and 8% of the responses pointed out **‘Good’** and **‘Fair’** respectively. 5% of the responses remarked **‘Improvement Required’**.

Communication Skills



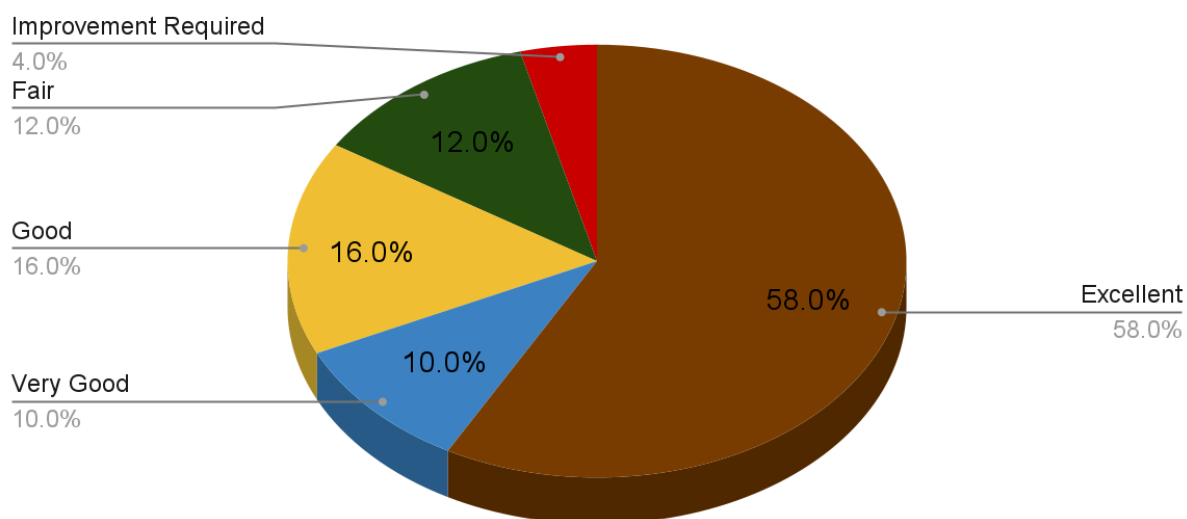
- ❖ **Criteria 4, Punctuation and Regularity**, 85% of students remarked **‘Excellent’**, While 3% of the total responses indicated **‘Very Good’**, 2% and 9% of the responses pointed out **‘Good’** and **‘Fair’** respectively. 1% of the responses remarked **‘Improvement Required’**.

Punctuation and Regularity



- ❖ **Criteria 5, Teaching Methodology**, 58% of students remarked **‘Excellent’**, While 10% of the total responses indicated **‘Very Good’**, 16% and 12% of the responses pointed out **‘Good’** and **‘Fair’** respectively. 4% of the responses remarked **‘Improvement Required’**.

Teaching Methodology



Consequently, we draw our conclusions based on the feedback received from the highly regarded candidates of the academic year (2022-23). In light of the valuable suggestions presented by students, the grievance redressal cell and IQAC, under the Principal's guidance, have committed to implementing remedial measures and corrective actions in response to the students' recommendations.